

Holidays homework

Class - I

1. One is never alone when one is with books. Sitting in your room with your book you could go off to far away places, meet all kinds of people, animals, birds and even fairies. What fun ! Reading will teach you many new words. You will write better and speak well. Read books to discover lots of new things.
Read the newspaper daily and pick out 10 words from it and write it in separate notebook.
2. Read and learn small moral story (100-150 words) for stage presentation.
3. Make a mask of any animal/bird and learn five lines about it for stage presentation.
4. Visit to any place in vacations and write 6 to 8 lines about that place in separate notebook.
5. Write one page daily in separate notebook to improve your handwriting.
6. Click pictures of yourself doing various activities at home showing your contribution in helping your parents and paste them on a pastel sheet. Write 3-4 lines for each activity saying why you like doing it.

Class - I

* Make a separate (3-in-1) notebook for handwriting practice.


* Do one page handwriting everyday in (English and Hindi)

Maths- Do page no. 3 to 27 & 35 to 39 in book.

E.V.S. – Make a collage of healthy food / junk food on A3 size sheet using cutouts.

Step by step - * Complete pages 1 to 10 in book.

* Practice all shapes (circle, triangle, square, oval)



- **FLASH CARDS:** Cut coloured pastel sheets of any shape of your choice. Now write the words of the given word families and paste an ice-cream stick to hold your reading flash card. You can paste pictures of the words on the flash cards and decorate it. Make atleast two flash cards of each word family.







Roll No. 1-15	ee; ll; oo; अ, उ, इ
Roll No. 16-30	Sh; ch; ss; आ, ऊ, ई

- Put on your creative caps and make the given 3 D project:

Roll No. 1-15: ZOO

Roll No. 16-30: Any type of house (igloo, tent, caravan, houseboat)

Q - Say the name of each picture. Unscramble the letter in the box and write the word on the line:




Q- Unscramble and write the 'ee' words:

- 1) e f e d _____ 2) e l e s p _____
3) w k e e _____ 4) g e s e e _____

Q- Unscramble and write the 'll' words:





- 1) l b e l _____ 2) m l e s l _____
3) p l u l _____ 4) c l a l _____

Q Look at the picture and complete the sentences using in / on / under / near-



1. The boy is sleeping _____ the bed.
2. The pens are _____ the pen-stand.
3. The teddy is _____ the chair.
4. The box is _____ the table.

Q Name the pictures and write their rhyming words -

 _____ _____	_____ _____	 _____ _____	_____ _____
 _____ _____	_____ _____	 _____ _____	_____ _____

Q-3 Rearrange the jumbled words to make correct sentences -

1. the/on/sits/boy/chair/the

2. green/like/to /eat/I/vegetables


3. is/deep/water/the

4. table/Kitty/under/the/is

Q Composition.

My Pet

Draw the picture of your pet and describe it.



a.) My pet is a _____.

b.) It's name is _____.


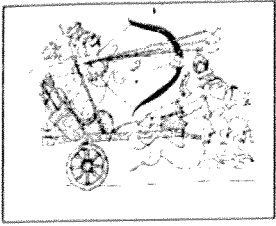
c.) It is of _____ colour.

d.) I like to _____ with it.

हिन्दी


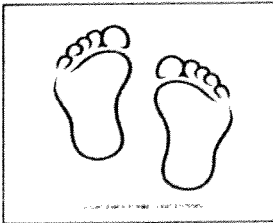
प्र. कैलेण्डर में दिए गए अक्षरों को लेकर बाहर के अधूरे वर्णों में जोड़कर एक नया शब्द बनाइए -

— थ



— टन

— रण



— टर

ऐ

र

ब


च

फ

न


म

क

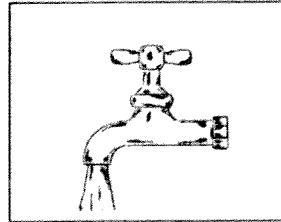


— नक


— लम



— ल




— ल




प्र० मिलान करिए -

1.




नमक

2.




कमल

3.



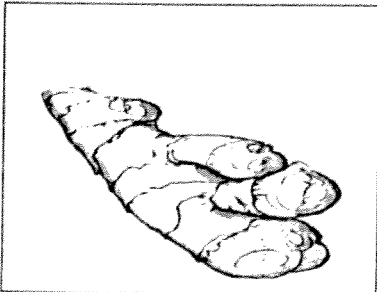
अदरक

4.



शरबत

5.



थर्मस

प्र. नीचे दिए गए वर्णों पर " आ " की मात्रा लगाइए -

1.

ज ल

म ल

2.

लड़क

क जल

3.

चरख

प ठ

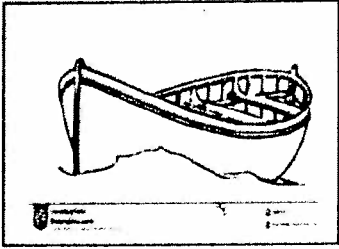
4.

च वल


ल ल

आ


प्र. चित्र देखकर वाक्य पूरे कीजिए -




पर चढ़ ।




तक चल ।



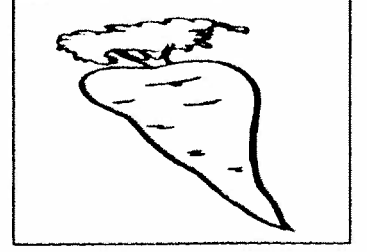
बजा ।



मत पकड़ ।



पहन ।



खा ।

प्र • अपने घर में पाई जाने वाली उन वस्तुओं की सूची बनाइए जिनमें इ (ि) की मात्रा का प्रयोग किया गया हो -


प्र • यहाँ कुछ खट्टे - मीठे फल छिपे हैं , खोजो और लिखिए -

च	ना	से	ची	कू	अं
प	श	ब	आ	म	गू
पी	पा	के	ला	बे	र
ता	ती	र	स	भ	री

_____	_____	_____
_____	_____	_____
_____	_____	_____

आओ सीखें खेल खेल में.....

छः ई मात्रा के शब्दों से पेड़ को सजाएँ ।



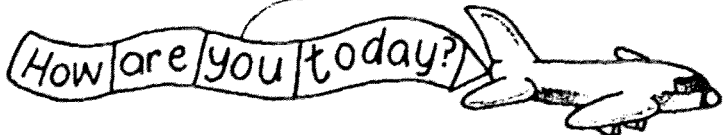

Let's zoom in the sky with numbers....

Q- Count the number of letters and write their number and numeral:




9


nine



Write your name.



Make up your own message.



Q. Compare the numbers by putting $<$, $>$ or $=$ sign

$55 \bigcirc 38$

$28 \bigcirc 34$

$48 \bigcirc 84$

$58 \bigcirc 49$

$13 \bigcirc 45$

$29 \bigcirc 31$

$99 \bigcirc 84$

$80 \bigcirc 70$

$43 \bigcirc 29$

$27 \bigcirc 27$

$81 \bigcirc 72$

$36 \bigcirc 58$

$16 \bigcirc 61$

$63 \bigcirc 36$

$39 \bigcirc 43$

$92 \bigcirc 88$



Taking Care of Your Body

Match the following:



To clean your teeth



use a comb




For untidy hair



use a nail cutter




After washing your hands



use a tooth brush



To trim your nails



use a towel


Topic: Sense Organs

Tick the correct answer:

1. We have _____ sense organs. (five / seven)
2. I see with my _____. (ears / eyes)
3. My _____ help me hear. (skin / ears)
4. I can _____ ice cream with my tongue. (see / taste)
5. I can _____ with my nose. (smell / hear)
6. My skin helps me _____ things. (see / feel)
7. I listen to music with my _____. (nose / ears)
8. I watch cartoons with my _____. (eyes / hand)



A Book on "All About Me"



Paste a picture

by _____

Few things about me ...

- My name is _____.
- At home I'm called _____.
- I am _____ cm tall.
- The colour of my hair is _____.
- I love to eat _____.
- I weigh _____ kgs.
- My favourite T.V. channel is _____.
- My favourite colour is _____.
- My shoe size is _____ cm/inches.

Are you aware?



Observations

Your body senses and reacts to changes in the world around you. Your ears tell you about sounds; your nose tells you about smells; your tongue tells you about tastes; and your eyes tell you about light. When you touch something, your skin can feel if it is rough or smooth, and hot or cold.

Science activity

How can Sophia sense what is on the table? Draw a line joining each object to the part of her body that can sense it.

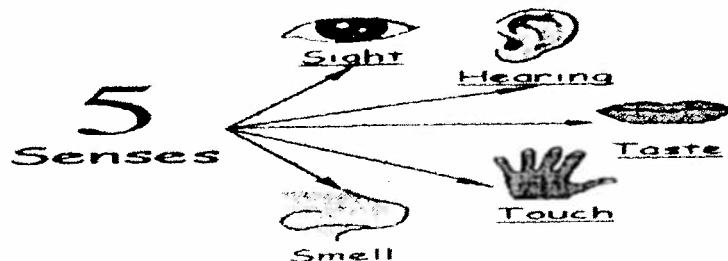


Which sense can Sophia not use?

Science exploration

⚠ Take extra care - ask an adult to supervise you.

Have a friend blindfold you and hand you different objects. How does your sense of touch identify the objects? Did you use any other of your senses?



Q- Join the dots and find out who is enjoying in the cool pond.
Colour the picture and decorate it.

